

NSLP

SFSP

CACFP

ADE Home

National School Lunch Program - NSLP

[Applications](#) | [Claims](#) | [CNP Overview](#)

You are logged in as Leann Burns

Claims

Meal Service Summary

[Help](#) | [Logout](#)You are in [NSLP Home](#) > [NSLP Claims Index](#) > Meal Service SummaryCalendar Year:
Month:

Altar Valley Elementary District (10-03-51)

Accurate as of 1/3/2024 1:36:26 PM

2022 August

Meal	Count	Rate	Amount
Breakfast - Severe Need			
Free Meals Served	9,484	N/A	\$ 25,322.28
Reduced-Price Meals Served	0	N/A	0.00
Paid Meals Served	1,309	0.5000	654.50
Total:			\$ 25,976.78
Lunch - High Rate			
Free Meals Served	8,390	4.3500	\$ 36,496.50
Reduced-Price Meals Served	0	3.9500	0.00
Paid Meals Served	1,158	0.7900	914.82
Add-On for Menu Certification	9,548	0.0800	763.84
Total:			\$ 38,175.16
At-Risk Evening Snack			
Free Meals Served	357	1.1800	\$ 421.26
Total:			\$ 421.26
Month Total:			\$ 64,573.20

Arizona Department of Education
Child Nutrition Program

NSLP

SFSP

CACFP

ADE Home

National School Lunch Program - NSLP

[Applications](#) | [Claims](#) | [CNP Overview](#)

You are logged in as Leann Burns

Claims

Meal Service Summary


[? Help](#) | [Logoff](#)You are in [NSLP Home](#) > [NSLP Claims Index](#) > Meal Service SummaryCalendar Year:
Month:

Altar Valley Elementary District (10-03-51)

Accurate as of 1/3/2024 1:37:12 PM

2022 September

Meal	Count	Rate	Amount
Breakfast - Severe Need			
Free Meals Served	10,210	N/A	\$ 27,260.70
Reduced-Price Meals Served	0	N/A	0.00
Paid Meals Served	1,409	0.5000	704.50
Total:			\$ 27,965.20
Lunch - High Rate			
Free Meals Served	8,946	4.3500	\$ 38,915.10
Reduced-Price Meals Served	0	3.9500	0.00
Paid Meals Served	1,234	0.7900	974.86
Add-On for Menu Certification	10,180	0.0800	814.40
Total:			\$ 40,704.36
At-Risk Evening Snack			
Free Meals Served	2,238	1.1800	\$ 2,640.84
Total:			\$ 2,640.84
Month Total:			\$ 71,310.40



NSLP

SFSP

CACFP

ADE Home

National School Lunch Program - NSLP

[Applications](#) [Claims](#) [CNP Overview](#)

You are logged in as Leann Burns

Claims

Meal Service Summary

[Help](#) | [Logoff](#)You are in [NSLP Home](#) > [NSLP Claims Index](#) > Meal Service SummaryCalendar Year:
Month:

Altar Valley Elementary District (10-03-51)

Accurate as of 1/3/2024 1:37:41 PM

2022 October

Meal	Count	Rate	Amount
Breakfast - Severe Need			
Free Meals Served	7,261	N/A	\$ 19,386.87
Reduced-Price Meals Served	0	N/A	0.00
Paid Meals Served	1,002	0.5000	501.00
Total:			\$ 19,887.87
Lunch - High Rate			
Free Meals Served	6,808	4.3500	\$ 29,614.80
Reduced-Price Meals Served	0	3.9500	0.00
Paid Meals Served	939	0.7900	741.81
Add-On for Menu Certification	7,747	0.0800	619.76
Total:			\$ 30,976.37
At-Risk Evening Snack			
Free Meals Served	1,713	1.1800	\$ 2,021.34
Total:			\$ 2,021.34
Month Total:			\$ 52,885.58



NSLP

SFSP

CACFP

ADE Home

National School Lunch Program - NSLP

[Applications](#) [Claims](#) [CNP Overview](#)

You are logged in as Leann Burns

Claims

Meal Service Summary

[Help](#) | [Logoff](#)You are in [NSLP Home](#) > [NSLP Claims Index](#) > Meal Service SummaryCalendar Year:
Month:

Altar Valley Elementary District (10-03-51)

Accurate as of 1/3/2024 1:38:09 PM

2022 November

Meal	Count	Rate	Amount
Breakfast - Severe Need			
Free Meals Served	7,860	N/A	\$ 20,986.20
Reduced-Price Meals Served	0	N/A	0.00
Paid Meals Served	1,084	0.5000	542.00
Total:			\$ 21,528.20
Lunch - High Rate			
Free Meals Served	7,604	4.3500	\$ 33,077.40
Reduced-Price Meals Served	0	3.9500	0.00
Paid Meals Served	1,050	0.7900	829.50
Add-On for Menu Certification	8,654	0.0800	692.32
Total:			\$ 34,599.22
At-Risk Evening Snack			
Free Meals Served	1,967	1.1800	\$ 2,321.06
Total:			\$ 2,321.06
Month Total:			\$ 58,448.48

Arizona Department of Education
Child Nutrition Program

NSLP

SFSP

CACFP

ADE Home

National School Lunch Program - NSLP

Applications

Claims

CNP Overview

You are logged in as Leann Burns

Claims

Meal Service Summary

[Help](#) | [Logoff](#)You are in [NSLP Home](#) > [NSLP Claims Index](#) > Meal Service Summary

Calendar Year:

2022



Month:

December



Altar Valley Elementary District (10-03-51)

Accurate as of 1/3/2024 1:38:31 PM

2022 December

Meal	Count	Rate	Amount
Breakfast - Severe Need			
Free Meals Served	5,136	N/A	\$ 13,713.12
Reduced-Price Meals Served	0	N/A	0.00
Paid Meals Served	709	0.5000	354.50
Total:			\$ 14,067.62
Lunch - High Rate			
Free Meals Served	4,847	4.3500	\$ 21,084.45
Reduced-Price Meals Served	0	3.9500	0.00
Paid Meals Served	668	0.7900	527.72
Add-On for Menu Certification	5,515	0.0800	441.20
Total:			\$ 22,053.37
At-Risk Evening Snack			
Free Meals Served	593	1.1800	\$ 699.74
Total:			\$ 699.74
Month Total:			\$ 36,820.73



NSLP

SFSP

CACFP

ADE Home

National School Lunch Program - NSLP

Applications

Claims

CNP Overview

You are logged in as Leann Burns

Claims

Meal Service Summary

[? Help](#) | [Logoff](#)You are in [NSLP Home](#) > [NSLP Claims Index](#) > Meal Service Summary

Calendar Year:

2023

Month:


January

Altar Valley Elementary District (10-03-51)

Accurate as of 1/3/2024 1:38:51 PM

2023 January

Meal	Count	Rate	Amount
Breakfast - Severe Need			
Free Meals Served	8,854	N/A	\$ 23,640.18
Reduced-Price Meals Served	0	N/A	0.00
Paid Meals Served	1,221	0.5000	610.50
Add-On for Reduced-Price Meal Subsidy	0	0.3000	0.00
Total:			\$ 24,250.68
Lunch - High Rate			
Free Meals Served	8,335	4.3500	\$ 36,257.25
Reduced-Price Meals Served	0	3.9500	0.00
Paid Meals Served	1,151	0.7900	909.29
Add-On for Menu Certification	9,486	0.0800	758.88
Add-On for Reduced-Price Meal Subsidy	0	0.4000	0.00
Total:			\$ 37,925.42
At-Risk Evening Snack			
Free Meals Served	2,086	1.1800	\$ 2,461.48
Total:			\$ 2,461.48
Month Total:			\$ 64,637.58



Arizona Department of Education
Child Nutrition Program

NSLP

SFSP

CACFP

ADE Home

National School Lunch Program - NSLP

Applications

Claims

CNP Overview

You are logged in as Leann Burns

Claims

Meal Service Summary

[Help](#) | [Logoff](#)

You are in NSLP Home > NSLP Claims Index > Meal Service Summary

Calendar Year:

2023

Month:


February

Altar Valley Elementary District (10-03-51)

Accurate as of 1/3/2024 1:39:16 PM

2023 February

Meal	Count	Rate	Amount
Breakfast - Severe Need			
Free Meals Served	7,780	N/A	\$ 20,772.60
Reduced-Price Meals Served	0	N/A	0.00
Paid Meals Served	1,074	0.5000	537.00
Add-On for Reduced-Price Meal Subsidy	0	0.3000	0.00
Total:			\$ 21,309.60
Lunch - High Rate			
Free Meals Served	7,301	4.3500	\$ 31,759.35
Reduced-Price Meals Served	0	3.9500	0.00
Paid Meals Served	1,008	0.7900	796.32
Add-On for Menu Certification	8,309	0.0800	664.72
Add-On for Reduced-Price Meal Subsidy	0	0.4000	0.00
Total:			\$ 33,220.39
At-Risk Evening Snack			
Free Meals Served	1,562	1.1800	\$ 1,843.16
Total:			\$ 1,843.16
Month Total:			\$ 56,373.15



NSLP

SFSP

CACFP

ADE Home

National School Lunch Program - NSLP

[Applications](#)[Claims](#)[CNP Overview](#)

You are logged in as Leann Burns

Claims

Meal Service Summary

[Help](#) | [Logoff](#)You are in [NSLP Home](#) > [NSLP Claims Index](#) > Meal Service Summary

Calendar Year:

2023



Month:

March




Altar Valley Elementary District (10-03-51)

Accurate as of 1/3/2024 1:39:28 PM

2023 March

Meal	Count	Rate	Amount
Breakfast - Severe Need			
Free Meals Served	8,051	N/A	\$ 21,496.17
Reduced-Price Meals Served	0	N/A	0.00
Paid Meals Served	1,112	0.5000	556.00
Add-On for Reduced-Price Meal Subsidy	0	0.3000	0.00
Total:			\$ 22,052.17
Lunch - High Rate			
Free Meals Served	7,519	4.3500	\$ 32,707.65
Reduced-Price Meals Served	0	3.9500	0.00
Paid Meals Served	1,038	0.7900	820.02
Add-On for Menu Certification	8,557	0.0800	684.56
Add-On for Reduced-Price Meal Subsidy	0	0.4000	0.00
Total:			\$ 34,212.23
At-Risk Evening Snack			
Free Meals Served	1,801	1.1800	\$ 2,125.18
Total:			\$ 2,125.18
Month Total:			\$ 58,389.58



NSLP

SFSP

CACFP

ADE Home

National School Lunch Program - NSLP

Applications

Claims

CNP Overview

You are logged in as Leann Burns

Claims

Meal Service Summary

[Help](#) | [Logoff](#)You are in [NSLP Home](#) > [NSLP Claims Index](#) > Meal Service Summary

Calendar Year:

2023



Month:

April




Altar Valley Elementary District (10-03-51)

Accurate as of 1/3/2024 1:40:00 PM

2023 April

Meal	Count	Rate	Amount
Breakfast - Severe Need			
Free Meals Served	7,896	N/A	\$ 21,082.32
Reduced-Price Meals Served	0	N/A	0.00
Paid Meals Served	1,090	0.5000	545.00
Add-On for Reduced-Price Meal Subsidy	0	0.3000	0.00
Total:			\$ 21,627.32
Lunch - High Rate			
Free Meals Served	7,465	4.3500	\$ 32,472.75
Reduced-Price Meals Served	0	3.9500	0.00
Paid Meals Served	1,030	0.7900	813.70
Add-On for Menu Certification	8,495	0.0800	679.60
Add-On for Reduced-Price Meal Subsidy	0	0.4000	0.00
Total:			\$ 33,966.05
At-Risk Evening Snack			
Free Meals Served	1,818	1.1800	\$ 2,145.24
Total:			\$ 2,145.24
Month Total:			\$ 57,738.61



NSLP

SFSP

CACFP

ADE Home

National School Lunch Program - NSLP

Applications

Claims

CNP Overview

You are logged in as Leann Burns

Claims

Meal Service Summary

[Help](#) | [Logoff](#)You are in [NSLP Home](#) > [NSLP Claims Index](#) > Meal Service Summary

Calendar Year:

2023



Month:

May



Altar Valley Elementary District (10-03-51)

Accurate as of 1/3/2024 1:40:27 PM

2023 May

Meal	Count	Rate	Amount
Breakfast - Severe Need			
Free Meals Served	8,349	N/A	\$ 22,291.83
Reduced-Price Meals Served	0	N/A	0.00
Paid Meals Served	1,152	0.5000	576.00
Add-On for Reduced-Price Meal Subsidy	0	0.3000	0.00
Total:			\$ 22,867.83
Lunch - High Rate			
Free Meals Served	7,890	4.3500	\$ 34,321.50
Reduced-Price Meals Served	0	3.9500	0.00
Paid Meals Served	1,089	0.7900	860.31
Add-On for Menu Certification	8,979	0.0800	718.32
Add-On for Reduced-Price Meal Subsidy	0	0.4000	0.00
Total:			\$ 35,900.13
At-Risk Evening Snack			
Free Meals Served	0	1.1800	\$ 0.00
Total:			\$ 0.00
Month Total:			\$ 58,767.96